



# WATERSIDE QUARTER TRE ARCHI | CORE 1



## APARTMENTS 21, 26

Two bedroom apartments

These well-designed apartments directly overlook the stunning waterways, so you can sit on your balcony and admire the panoramic views. French doors lead onto this private space from the open-plan kitchen/dining/living area, making this the perfect place to entertain friends or work from home. The kitchen has high-quality, energy-efficient, integrated appliances to ensure cooking is always a pleasure.

Situated on the fourth or fifth floor, these apartments have plenty of all-important storage and come with underground parking and electric car charging points. The bedrooms and family bathroom are set off the welcoming hallway. The main bedroom has a luxury en-suite, with both double bedrooms featuring sleek fitted wardrobes.

Total internal area: 60.87 sq. mts. 655 sq. ft.



# WATERSIDE QUARTER TRE ARCHI | CORE 1

## APARTMENTS 21, 26 ▶

Two bedroom

**Kitchen/Dining/Living Area**  
6.90 m x 3.30 m 22'7" x 10'9"

**Bedroom 1**  
5.00 m x 2.80 m 16'4" x 9'2"

**Bedroom 2**  
3.70 m x 2.60 m 12'1" x 8'6"

**Balcony (Plot 149)**  
2.99 m x 1.35 m 9'9" x 4'5"

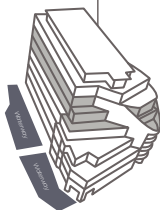
**Balcony (Plot 160\*)**  
2.75 m x 1.85 m 9'0" x 6'11"

**Total Internal Area**  
**60.87 sq. mts. 655 sq. ft.**

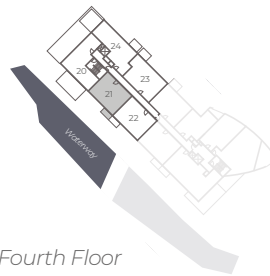


\*Dashed outline shows Plot 26

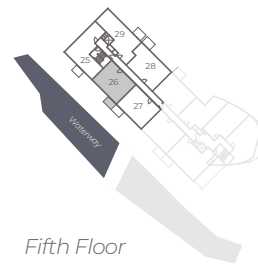
Tre Archi Apartments



Floor Locator



Fourth Floor



Fifth Floor

◀ Point from which maximum dimensions are measured. Dimensions are intended for guidance only and may vary by plus or minus 7.6cm/3". The plots indicate general layout only which may vary from other plots. Kitchen and bathroom layouts indicative only. W denotes Wardrobe. LC denotes Linen Cupboard. S denotes Storage. E/S denotes En-Suite. W/S denotes Workstation. (h) denotes Handed. Please contact sales consultant for more information.